




**2009 Oceania Track Championships
Adelaide Super-Drome
13-15 November 2008**

Men Sprint Round 1

| Heat | Rank | Rider | Name | Team | UCI Code | Time |
|-------------|-------------|--------------|-----------------------|-------------|-----------------|-------------|
| 1 | 1 | 29 | PERKINS, Shane | VIS | AUS19861230 | 11.093 |
| | 2 | 40 | VELTHOOVEN VAN, Simon | New Zealand | NZL19881208 | |
| 2 | 1 | 37 | SUNDERLAND, Scott | Toshiba | AUS19880316 | 11.513 |
| | 2 | 31 | RYAN, Gary | Independent | AUS19761116 | |
| 3 | 1 | 14 | ELLIS, Daniel | Toshiba | AUS19881007 | 11.208 |
| | 2 | 39 | TAYLOR, Andrew | NSWIS | AUS19850724 | |
| 4 | 1 | 28 | NIBLETT, Jason | Toshiba | AUS19830218 | 11.105 |
| | 2 | 10 | DAVIS, Byron | QAS | AUS19891030 | |
| 5 | 1 | 25 | LEONARD, Joel | VIS | AUS19810722 | 11.154 |
| | 2 | 11 | DAWKINS, Edward | New Zealand | NZL19890711 | |
| 6 | 1 | 3 | BIRD, Alex | Independent | AUS19850306 | 10.912 |
| | 2 | 36 | STEWART , Adam | New Zealand | NZL19870221 | |

Winners to Quarter Finals





**2009 Oceania Track Championships
Adelaide Super-Drome
13-15 November 2008**

Open Women 3000m Team Pursuit Qualification

| Rank | Rider | Name | Team | UCI Code | Speed | Time |
|-------------|--------------|--------------------------|-------------|-----------------|--------------|-------------|
| 1 | 82 | ANKUDINOFF, Ashlee | Australia | AUS19900820 | 50.37 | 3:34.399 |
| | 96 | KENT, Sarah | Australia | AUS19900210 | | |
| | 108 | TOMIC, Josephine | Australia | AUS19890609 | | |
| 2 | 86 | COOPER, Sequoia | New Zealand | NZL1990109 | 48.97 | 3:40.531 |
| | 88 | DAY, Penny | New Zealand | NZL19770220 | | |
| | 90 | ELLIS, Lauren | New Zealand | NZL19890419 | | |
| 3 | 85 | BUCHANAN, Rushlee | New Zealand | NZL19880120 | 47.62 | 3:46.805 |
| | 92 | GIDDENS, Josie | New Zealand | NZL19850409 | | |
| | 104 | PETERSEN, Emma | New Zealand | NZL19900402 | | |
| 4 | 124 | GILKISON, Sarah ** | New Zealand | NZL19910224 | 44.82 | 4:00.983 |
| | 130 | HARDING-SHEATH, Chloe ** | New Zealand | NZL19910702 | | |
| | 133 | WILSON, Jennifer ** | New Zealand | NZL19910524 | | |

Fastest 2 race for Gold, 3rd & 4th race for Bronze





**2009 Oceania Track Championships
Adelaide Super-Drome
13-15 November 2008**

Open Women Keirin Round 1


| Rank | Rider | Name | Team | UCI Code |
|---------------|--------------|------------------------|-------------|-----------------|
| Heat 1 | | | | |
| 1 | 100 | McCULLOCH, Kaarle | Toshiba | AUS19880120 |
| 2 | 106 | ROSEMOND, Emily | QAS | AUS19860311 |
| 3 | 105 | RASTRICK, Jocelyn | New Zealand | NZL19741115 |
| 4 | 132 | WILLIAMS, Holly ** | Plan B WAIS | AUS19920901 |
| 5 | 129 | MITCHELL, Henrietta ** | New Zealand | NZL19921126 |
| 6 | 131 | TODD, Caitlin ** | Independent | AUS19910713 |

Time: 12.413

| | | | | |
|---------------|-----|-----------------------|-------------|-------------|
| Heat 2 | | | | |
| 1 | 101 | MEARES, Kerrie | QAS | AUS19820904 |
| 2 | 95 | HANSEN , Natasha | New Zealand | NZL19891115 |
| 3 | 123 | EDMONDSON, Annette ** | SASI | AUS19911212 |
| 4 | 133 | WILSON, Jennifer ** | New Zealand | NZL19910524 |
| 5 | 97 | MACLEAN, Malindi | New Zealand | NZL19881105 |
| 6 | 126 | JELBART, Marquessa ** | Independent | AUS19910814 |

Time: 12.679

First three riders in each heat to Final 1-6, remainder to Final 7-12





**2009 Oceania Track Championships
Adelaide Super-Drome
13-15 November 2008**


Men Sprint Round 1 Repechage

| Rank | Rider | Name | Team | UCI Code |
|---------------|--------------|-----------------------|-------------|-----------------|
| Heat 1 | | | | |
| 1 | 10 | DAVIS, Byron | QAS | AUS19891030 |
| 2 | 40 | VELTHOOVEN VAN, Simon | New Zealand | NZL19881208 |
| 3 | 36 | STEWART , Adam | New Zealand | NZL19870221 |

Time: 11.338

| | | | | |
|---------------|----|-----------------|-------------|-------------|
| Heat 2 | | | | |
| 1 | 11 | DAWKINS, Edward | New Zealand | NZL19890711 |
| 2 | 31 | RYAN, Gary | Independent | AUS19761116 |
| 3 | 39 | TAYLOR, Andrew | NSWIS | AUS19850724 |

Time: 10.997






**2009 Oceania Track Championships
Adelaide Super-Drome
13-15 November 2008**

M19 3000m Individual Pursuit Qualification

| Rank | Rider | Name | Team | UCI Code | Speed | Time |
|-------------|--------------|-------------------|------------------|-----------------|--------------|-------------|
| 1 | 69 | PARKER, Dale | SASI-Team OGrady | AUS19920512 | 53.68 | 3:21.187 |
| 2 | 58 | DURBRIDGE, Luke | Plan B WAIS | AUS19910409 | 52.80 | 3:24.561 |
| 3 | 71 | TOMLINSON, Hamish | New Zealand | NZL19910914 | 51.00 | 3:31.785 |
| 4 | 59 | EVANS, Brad | New Zealand | NZL19920508 | 50.69 | 3:33.073 |
| 5 | 64 | KAIHAU, Wiremu | New Zealand | NZL19910426 | 50.41 | 3:34.225 |
| 6 | 67 | MCPHEE, Scott | SASI-Team OGrady | AUS19920102 | 50.00 | 3:35.987 |
| 7 | 62 | HOWSON, Damien | Independent | AUS19920813 | 49.79 | 3:36.896 |
| 8 | 63 | JEHU, Christopher | Independent | AUS19911029 | 46.81 | 3:50.702 |

Fastest 2 race for Gold, 3rd & 4th race for Bronze






**2009 Oceania Track Championships
Adelaide Super-Drome
13-15 November 2008**

Men Sprint Quarter Finals

| Heat | Rank | Rider | Name | Team | UCI Code | | Time |
|-------------|-------------|--------------|-------------------|-------------|-----------------|--------|-------------|
| 1 | 1 | 29 | PERKINS, Shane | VIS | AUS19861230 | 11.142 | 10.653 |
| | 2 | 11 | DAWKINS, Edward | New Zealand | NZL19890711 | | |
| 2 | 1 | 37 | SUNDERLAND, Scott | Toshiba | AUS19880316 | 11.469 | 11.250 |
| | 2 | 10 | DAVIS, Byron | QAS | AUS19891030 | | |
| 3 | 1 | 14 | ELLIS, Daniel | Toshiba | AUS19881007 | 11.024 | 10.953 |
| | 2 | 3 | BIRD, Alex | Independent | AUS19850306 | | |
| 4 | 1 | 28 | NIBLETT, Jason | Toshiba | AUS19830218 | 11.387 | 11.280 |
| | 2 | 25 | LEONARD, Joel | VIS | AUS19810722 | | |

Best of 3 races, Winners to the semi finals, losers ride off for 5th-8th






**2009 Oceania Track Championships
Adelaide Super-Drome
13-15 November 2008**

Men 4000m Individual Pursuit Qualification

| Rank | Rider | Name | Team | UCI Code | Speed | Time |
|-------------|--------------|-------------------|----------------|-----------------|--------------|-------------|
| 1 | 4 | BOBRIDGE, Jack | Aust Nat Squad | AUS19890713 | 55.43 | 4:19.807 |
| 2 | 18 | JAMIESON, Mark | Aust Nat Squad | AUS19840504 | 54.09 | 4:26.244 |
| 3 | 1 | ALLEN, Jason | New Zealand | NZL19810817 | 54.02 | 4:26.570 |
| 4 | 13 | DENNIS, Rohan | Aust Nat Squad | AUS19900528 | 54.00 | 4:26.654 |
| 5 | 17 | FREIBERG, Michael | Plan B WAIS | AUS19901010 | 53.53 | 4:29.025 |
| 6 | 12 | DEMPSTER, Zakkari | Toshiba | AUS19870927 | 52.76 | 4:32.946 |
| 7 | 2 | ARCHBOLD, Shane | New Zealand | NZL19890202 | 52.00 | 4:36.900 |
| 8 | 9 | CULL, Alex | New Zealand | NZL19891016 | 51.85 | 4:37.741 |
| 9 | 34 | SHEA, Darren | New Zealand | NZL19870619 | 51.79 | 4:38.045 |
| 10 | 22 | LANGEDYK, James | VIS | AUS19890606 | 51.21 | 4:41.206 |
| 11 | 15 | FINNING, Sean | VIS | AUS19850122 | 50.43 | 4:45.523 |

Fastest 2 race for Gold, 3rd & 4th race for Bronze






**2009 Oceania Track Championships
Adelaide Super-Drome
13-15 November 2008**

M19 Sprint Quarter Finals

| Heat | Rank | Rider | Name | Team | UCI Code | | Time | |
|-------------|-------------|--------------|---------------------------|--------------|-----------------|--------|-------------|--------|
| 1 | 1 | 60 | GLASSPOOL, James | Independent | AUS19910608 | 11.765 | 11.662 | |
| | 2 | 55 | COOPER, Aaron | NTID Cycling | AUS19920423 | | | |
| 2 | 1 | 51 | BATHE, Jonathan | Plan B WAIS | AUS19920202 | 11.857 | 11.985 | |
| | 2 | 53 | BOX, Aaron | NTID Cycling | AUS19910107 | | | |
| 3 | 1 | 70 | SHEATH, Regan | New Zealand | NZL19921227 | | 12.052 | 12.465 |
| | 2 | 56 | CORRIGAN-MARTELLA, Nathan | NTID Cycling | AUS19921010 | 11.946 | | |
| 4 | 1 | 61 | HAMMOND, Maddison | NTID Cycling | AUS19920108 | | 11.742 | 11.587 |
| | 2 | 74 | VERMUNT, Matthew | New Zealand | NZL19920517 | 12.587 | | |

Best of 3 races, Winners to the semi finals, losers ride off for 5th-8th

Rider 53 BOX, Aaron (NTID Cycling) warned for not holding his line during the final sprint





**2009 Oceania Track Championships
Adelaide Super-Drome
13-15 November 2008**

Open Women Team Sprint Qualification

| Rank | Rider | Name | Team | UCI Code | Speed | Time |
|-------------|--------------|--------------------------|------------------|-----------------|--------------|-------------|
| 1 | 100 | McCULLOCH, Kaarle | Toshiba | AUS19880120 | 51.57 | 34.905 |
| | 101 | MEARES, Kerrie | QAS | AUS19820904 | | |
| 2 | 95 | HANSEN , Natasha | New Zealand | NZL19891115 | 49.92 | 36.061 |
| | 105 | RASTRICK, Jocelyn | New Zealand | NZL19741115 | | |
| 3 | 106 | ROSEMOND, Emily | QAS | AUS19860311 | 49.74 | 36.186 |
| | 123 | EDMONDSON, Annette ** | SASI-Team OGrady | AUS19911212 | | |
| 4 | 131 | TODD, Caitlin ** | Independent | AUS19910713 | 47.09 | 38.228 |
| | 132 | WILLIAMS, Holly ** | Plan B WAIS | AUS19920901 | | |
| 5 | 129 | MITCHELL, Henrietta ** | New Zealand | NZL19921126 | 45.13 | 39.882 |
| | 130 | HARDING-SHEATH, Chloe ** | New Zealand | NZL19910702 | | |






**2009 Oceania Track Championships
Adelaide Super-Drome
13-15 November 2008**

M19 Sprint 5th - 8th

| Rank | Rider | Name | Team | UCI Code |
|-------------|--------------|---------------------------|--------------|-----------------|
| 1 | 53 | BOX, Aaron | NTID Cycling | AUS19910107 |
| 2 | 74 | VERMUNT, Matthew | New Zealand | NZL19920517 |
| 3 | 55 | COOPER, Aaron | NTID Cycling | AUS19920423 |
| 4 | 56 | CORRIGAN-MARTELLA, Nathan | NTID Cycling | AUS19921010 |

Time: 12.090





**2009 Oceania Track Championships
Adelaide Super-Drome
13-15 November 2008**

Men Sprint 5th - 8th

| Rank | Rider | Name | Team | UCI Code |
|-------------|--------------|-----------------|-------------|-----------------|
| 1 | 25 | LEONARD, Joel | VIS | AUS19810722 |
| 2 | 3 | BIRD, Alex | Independent | AUS19850306 |
| 3 | 11 | DAWKINS, Edward | New Zealand | NZL19890711 |
| 4 | 10 | DAVIS, Byron | QAS | AUS19891030 |

Time: 11.328

Rider 11 DAWKINS, Edward (New Zealand) relegated to third place for moving outward with the intention of forcing the opponent to go up

Rider 10 DAVIS, Byron (QAS) relegated to last place for moving down towards the inside of the track and forcing the other competitor off the track

